

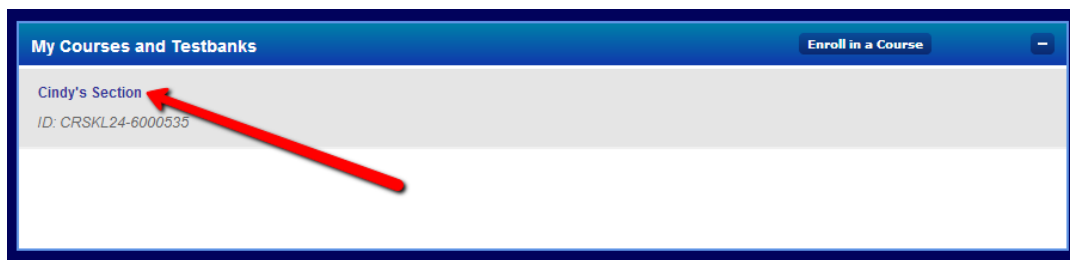
How-To Enroll in MediaShare FIU Communication Student Instructions

How-To Enroll in your MediaShare Course:

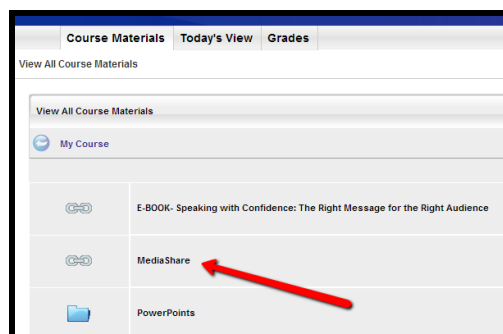
For ONLY those students taking SPC 2608 (Public Speaking) or SPC 3603 (Advanced Public Speaking) ONLINE ONLY, you will also need to Register for MediaShare, which is inside your Pearson Pegasus course.

MediaShare is the program you will be uploading your speech videos to throughout the semester.

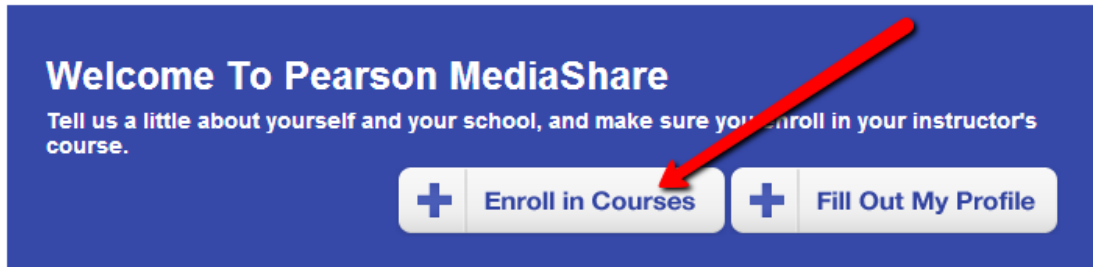
So, once you log into your Pearson Pegasus course (Login directions are below), click on the name of your course to enter inside your course.



Then, click on 'MediaShare'.



MediaShare will open in a new window.
Once it does, click 'Enroll in Courses'.

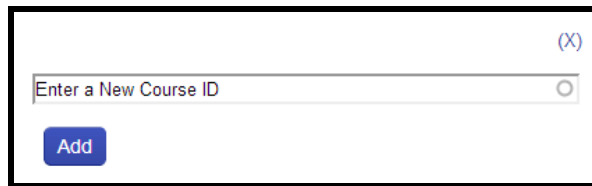


A small window will appear asking you to 'Enter a New Course ID'.
Here, you will need to enter the MediaShare Course ID that your professor has given you.

NOTE

Your MediaShare Course ID is DIFFERENT than your Pearson Pegasus Course ID.
If you do not know your professor's MediaShare Course ID, please contact your professor to get it.

After you have entered your MediaShare Course ID, click 'Add'.



Now you are enrolled in your professor's MediaShare course – Congratulations! 😊
